

In-line self Cleaning Equipments with discs filtering element with 2" valves (SERIE 200) or 3" (SERIE 300).

High Density Polyethylene manifolds. Easy to install. Maximum resistance and durability.

Max. Flow: 256 m³/h



Modular Configuration according to preferences or space availability. Automation in 12 V or 220 V. There are specific solutions to low and high pressure installations, with sea water and/or saline water. Possibility of backflushing with compressed air.

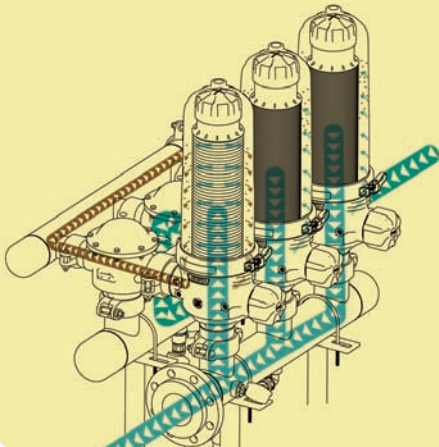
ADVANTAGES

- ✓ **Disc Filtration. Maximum safety.** Its studied design and the materials used in its manufacture guarantee a long life and high resistance.
- ✓ **AZUD HELiX System.** Optimization of the performance and minimum frequency and intensity of maintenance labours.
- ✓ **Self-cleaning filtering element.** Maximum saving of water and efficiency in backflushing. Wide filtering area. AZUD filtration grades go from 5 to 500 micron.



TECHNOLOGY

AZUD HELiX AUTOMATIC backflushes in only one station while the rest of the equipment is in filtration stage, supplying the installation.



FILTRATION STAGE: The helix generates a centrifuge helical effect, which moves away from the discs the particles in the water.

Through the discs is made the in-depth filtration process.

BACKFLUSHING STAGE: The filtered water is introduced in the opposite direction through the filtering element structure, decompressing the stack of discs and making the backflushing.

The solids expelled from the discs are evacuated by the drainage manifold.

The filtration stage starts again with the compression of the discs.

- ✓ **Modularity.** Versatility, compatibility. The system permits a wide range of possibilities with a minimal number of components.
- ✓ **Maximum facility of transport and installation.** Already assembled equipments.
- ✓ **Manufactured in plastic materials.**
- ✓ **Low Maintenance.** Without tooling. Maximum resistance, with movable parts not susceptible to wearing due to a continuous operation..
- ✓ **Water and energy saving.**

HELIx AUTOMATIC AZUD

SERIE 300
SERIE 200

FILTRATION Maximum flow per filter
AZUD HELIX AUTOMATIC filter filtering surface 1.492 cm²

QUALITY OF WATER	micron mesh	SERIE 300		SERIE 200			
		200 75	130 120	130 120	100 150	50	20
GOOD	m ³ /h	36	32	24	17	9	
	gpm	157	139	105	77	38	
AVERAGE	m ³ /h	32	30	20	14	7	
	gpm	139	131	88	61	31	
POOR	m ³ /h	26	24	18	10	5	
	gpm	113	105	79	46	23	
VERY POOR	m ³ /h	16	14	12	7	3	
	gpm	70	61	53	31	15	

HOW TO CHOOSE AZUD HELIX AUTOMATIC EQUIPMENTS

1. Determine the required filtration grade.
2. Establish the quality of the water.
3. Calculate according to the following equation, the numbers of filters required with the selected SERIE.

$$\text{Number of filters} = \frac{\text{Flow to filter in the installation}}{\text{Max. Flow per filter}}$$

NOTE : The flow rate given by filter conditions the frequency of the backflushing activation.

MATERIAL

Manifolds	Hight Density Polyethylene
Housing	Polyamide reinforced with fiberglass
Filtering element	PP grooved discs
Sealing element	NBR

pH > 4 • Maximum pressure 10 bar / 145 psi • Maximum temperature 60°C / 140 F

Model	Specifications			Dimensions (mm)									
	N. Filters	Manifold	Filtering Surface (cm ²)	F	E	D	L	W	R	T	S	H	
SERIE 200	202/3VX	2"x 2	3"-90	2,984	272	204	575	698	700	491	257	272	1080
	203/4VX	2"x 3	4"-110	4,476	272	204	830	945	700	511	267	281	1100
	204/6VX	2"x 4	6"-160	5,968	272	204	1065	1220	700	561	292	307	1150
	205/6VX	2"x 5	6"-160	7,460	272	204	1420	1542	700	561	292	307	1150
	206/6VX	2"x 6	6"-160	8,952	272	204	1695	1817	700	561	292	307	1150
	207/6VX	2"x 7	6"-160	10,444	272	204	1970	2104	700	561	292	307	1150
	208/8VX	2"x 8	8"-200	11,936	272	204	2245	2411	700	601	312	327	1190
	SERIE 300	302/4VX	3"x 2	4"-110	2,984	311	230	644	714	785	573	267	309
303/4VX		3"x 3	4"-110	4,476	311	230	829	956	785	573	267	309	1162
304/6VX		3"x 4	6"-160	5,968	311	230	1065	1220	785	623	292	334	1212
305/6VX		3"x 5	6"-160	7,460	311	230	1419	1553	785	623	292	334	1212
306/6VX		3"x 6	6"-160	8,952	311	230	1694	1828	785	623	292	334	1212
306/8VX		3"x 6	8"-200	8,952	311	230	1694	1848	785	633	320	355	1257
307/8VX		3"x 7	8"-200	10,444	311	230	1969	2135	785	633	320	355	1257
308/8VX		3"x 8	8"-200	11,936	311	230	2244	2410	785	633	320	355	1257

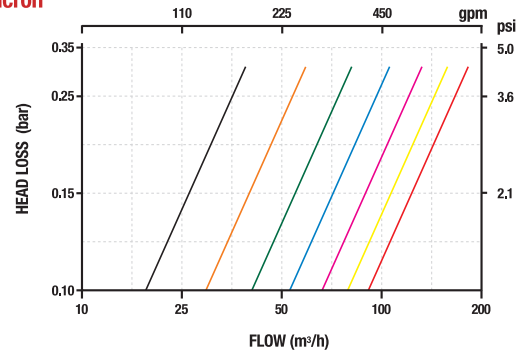
Dimensions of the models with grooved connection.
Available in flange connection.
Drainage Manifold includes PVC connection.
Other configurations in www.azud.com

BACKFLUSHING

	200 - 130 micron 75-120 mesh	100 micron 150 mesh	50-20 micron
Minimum backflushing pressure per filter	2.8 bar	3.5 bar	4 bar
	40 psi	50 psi	58 psi
Minimum backflushing flow per filter	2.5 l/s	3.1 l/s	3.3 l/s
	39 gpm	50 gpm	52 gpm

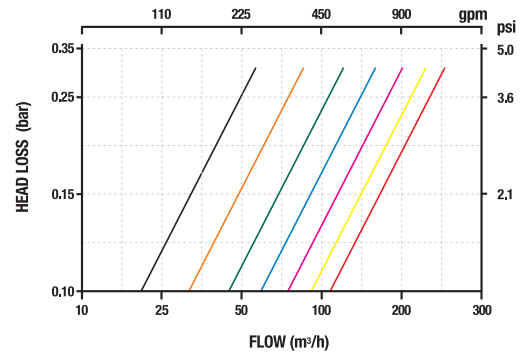
AZUD HELIX AUTOMATIC HEAD LOSS

130 micron

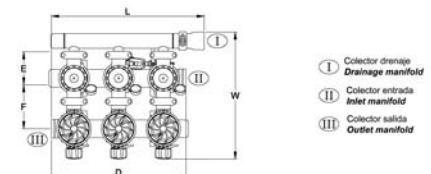
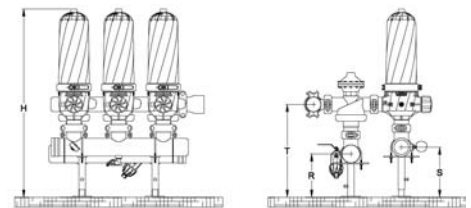


SERIE 200 — 202 — 203 — 204 — 205 — 206 — 207 — 208

SERIE 300 — 302 — 303 — 304 — 305 — 306 — 307 — 308



AZUD HELIX AUTOMATIC



I Collector drainage
II Inlet manifold
III Collector salida